



Product Guide

SEP & HED Series...

SEP & HED Series

Commercial & Warehouse Unit Heaters




SEP & HED Series

Flexible Offerings for Multiple Applications...


Introducing the SEP & HED Series by ADP. These large commercial unit heaters are the perfect solution for heating warehouse and garage spaces.



Self diagnostic board with indicator lights




Power exhaust system with a sealed flue collector allows conventional vertical or horizontal venting up to 35 feet depending on unit size



Direct drive propeller fans are dynamically balanced for quiet, smooth operation
SEP Series only



Easy to clean tubular heat exchangers made of aluminized steel or stainless steel, providing resistance to corrosion and oxidation



Safe direct spark ignition. No standing pilot light





SEP Series

Commercial unit heaters



HED Series

Duct furnace unit heaters



SEP & HED Features:

- Integrated j-nuts for easy installation using threaded rod
- Heat exchangers are laboratory life-cycle tested
- Easy to clean in-shot burners
- Self diagnostic board with indicator lights
- Unit heater purges heat exchanger of any remaining exhaust gases
- Safety pressure switch checks for proper operating pressures
- HED includes condensate drain for use downstream of cooling

The ADP Advantage...

FLEXIBILITY

ADP provides solutions for all your residential and light commercial heating needs.

QUALITY

Every unit heater is run tested prior to shipping.

SERVICE

ADP unit heaters are made for seamless installation and easy access.

ENERGY

Natural gas and propane models available to meet your needs. *SEP Series only*

WARRANTY

SEP Series: 2-years limited warranty on parts, 15-year limited warranty on stainless steel heat exchanger and 10-year limited warranty on aluminized heat exchanger.

HED Series: 2-years limited warranty on parts, including stainless steel heat exchanger and aluminized steel heat exchanger.

Product Nomenclature



Made in the USA
from US and imported parts

SEP 100 A N

Series

SEP: Unit heaters
HED: Duct furnaces

Nominal Gas Heat Input

SEP:
100, 115, 145, 175, 200, 230, 250, 300, 345, 400

HED:
75, 100, 125, 150, 200, 250, 300

Gas

N: Natural gas
P: Propane*

*Note: Not available for HED

Heat Exchanger

A: Aluminized steel
S: Stainless steel

Note: All unit heaters are 115V/1ph/60Hz

SEP model size (MBTUH)	100	115	145	175	200	230	250	300	345	400
Height (in)	32 ³ / ₁₆	32 ³ / ₁₆	32 ³ / ₁₆	32 ³ / ₁₆	32 ³ / ₁₆	32 ³ / ₁₆	32 ³ / ₁₆	32 ³ / ₁₆	32 ³ / ₁₆	32 ³ / ₁₆
Depth (in)	39 ³ / ₁₆	39 ³ / ₁₆	39 ³ / ₁₆	39 ³ / ₁₆	40	40	40	40	41 ¹ / ₈	41 ¹ / ₈
Width (in)	20 ³ / ₁₆	20 ³ / ₁₆	20 ³ / ₁₆	23 ¹ / ₈	23 ¹ / ₈	41 ¹ / ₈	41 ¹ / ₈	41 ¹ / ₈	41 ¹ / ₈	41 ¹ / ₈
Flue connection size* (in)	4	4	4	5	5	5	5	5	6	6
Gas connections size NPT (in)	¹ / ₂	¹ / ₂	¹ / ₂	¹ / ₂	¹ / ₂	³ / ₄	³ / ₄	³ / ₄	³ / ₄	³ / ₄

HED model size [input BTUH, thousands]	75	100	125	150	200	250	300
Height (in)	28 ⁵ / ₁₆	32 ³ / ₁₆	32 ³ / ₁₆	32 ³ / ₁₆	32 ³ / ₁₆	32 ³ / ₁₆	32 ³ / ₁₆
Depth (in)	34 ¹¹ / ₁₆	40	40	40	40	40	40
Width (in)	19 ¹ / ₂	20 ¹ / ₈	20 ¹ / ₈	23 ¹ / ₈	41 ¹ / ₈	41 ¹ / ₈	41 ¹ / ₈
Flue connection size* (in)	4	4	4	4	5	5	5
Gas connections size NPT (in)	¹ / ₂	¹ / ₂	¹ / ₂	¹ / ₂	³ / ₄	³ / ₄	³ / ₄

* diameter of round pipe - adaptor furnished with unit for flue connection

Proudly distributed by:

2175 West Park Place Boulevard
Stone Mountain, Georgia 30087
www.adpnow.com

ISO 9001:2008
—Registered Quality System—



SL-SEP_HED-07
February 2016