



**FRIEDRICH**

1883

## ZoneAire® Series

PACKAGED TERMINAL AIR CONDITIONERS

**Extraordinary quality at a value price**



THE EXPERTS IN ROOM AIR CONDITIONING

# ZoneAire® PTAC

Reliable performance and low sound. It begins with durable materials and the highest quality components.



## Electric Heat

### COOLING

9000 and 12000 Btu  
Up to 11.4 EER

### ELECTRIC HEAT

8000-17060 Btu

---

## Heat Pump


### COOLING

7600-14500 Btu  
Up to 12.2 EER

### REVERSE HEAT

6100-13300 Btu  
Up to 3.4 COP

## Convenient modular design for easy access to key components



---

### PDXWSA WALL SLEEVE DIMENSIONS:

16" H x 42" W x 13 3/4" D

### FRONT COVER DIMENSIONS:

16" H x 42" W x 7 3/4" D

### CUT OUT DIMENSIONS:

16 1/4" x 42 1/4"

---

**IMPORTANT NOTE:** Sleeves are sold and shipped separately to accommodate new construction and replacement requirements. Fits other PTAC sleeves without the added expense of a baffle kit.

## FEATURES

### Durable Construction

**Stainless steel endplates** reduce outdoor coil corrosion.

**Galvanized zinc coated steel wall sleeve and steel base pan** undergo an 11-step preparation process, are powder coated with a polyester finish and cured in an oven for exceptional durability.

**Factory run-tested units** reduce problems in the field.

**Internal diagnostic program** can alert maintenance to component failures or operating problems. Fourteen numeric service error codes stored in memory facilitate rapid unit diagnostics.

**Easy access anti-microbial filters** simplify maintenance and extend the life of the product.

**Room freeze protection** initiates heat if temperature falls to 40°F in an unoccupied room.

**Random compressor restart** protects electrical systems from overload when power is restored.

**Tamper-resistant, anodized stamped aluminum grille** withstands chalking and oxidation.

**Break proof control door design** maintains the integrity of the unit.

**Indoor coil frost sensor** protects the compressor to lengthen the life of the unit.

**DiamonBlue Advanced Corrosion Protection®** comes standard on all PTACs for long life in harsh coastal environments.

  
**DIAMONBLUE**  
Advanced Corrosion Protection.



### Warranty and Service

**Warranty** features 2 year full warranty on parts and labor and 5 year limited warranty.

**Nationwide service network and U.S.-based Friedrich expert technical team** ensures you get fast, knowledgeable service.

### Energy Efficient & Energy Smart

**Super-efficient refrigeration design** with EERs up to 12.2 and COP up to 3.4.

**Exceptional FriedrichLink® energy management thermostats available (wired & wireless)** with integrated occupancy sensor, five distinct energy presets and comprehensive remote management capability.\*

**Energy efficient heat pump models** available in our complete line.

**Electronic defrost control** ensures more run time in efficient heat pump mode.

**Electronic temperature limiting** to adjust low/high temperature range limits for reduced energy usage.

**Slinger ring technology** in condensate removal system cools the coil and increases efficiency.

**Central desk control ready** to allow hotel owners to control units from a central location.



See warranty documentation for full details.

\* Energy management capability requires purchase of additional hardware and service fee.

### Comfort, Health & IAQ

**Dehumidification removes up to 3.2 pints/hour of moisture** in cool mode to improve comfort and reduce the chance of mold and mildew growth.

**Fresh air damper** brings in fresh outside air when desired.

**Intuitive unit controls** are user friendly with easy-to-read LED display that can show either set-point or actual room temperature as selected by owner.

**Anti-microbial air filters** are easy to access and washable.

**Instant Heat heat pump mode** quickly heats a room to the desired temperature for increased comfort.

**Even-heat monitoring** checks room temperature and automatically adds heat boost if necessary.

**Automatic periodic sampling of room temperature** every nine minutes to ensure desired conditions are maintained.

**Reversible indoor air louvers** to easily change direction of airflow.


### Ease of Maintenance & Installation

**Modular product design** ensures easy access to key components for cleaning and repairs, including washable, lift-out air filters.

**Remote thermostat pop-out wiring module** allows easier wiring and unit change out without rewiring thermostat.

**Faultless Sure-hold front cover system** securely attaches the front each time.

**May be installed flush** with the floor.



### Sound Reduction Features

**Two permanently lubricated fan motors** for added durability and reduced sound levels indoors.

**Quiet, efficient rotary compressor** mounted with vibration isolators to keep the compressor running smoothly and quietly.

**High-density insulation and steel inner wall** block outdoor noise

**Tangential blower wheel** creates a wide path air flow that reaches the furthest corner of the guest room more quietly than conventional fans.






# SPECIFICATIONS

## PZH Series Cooling with Heat Pumps • PZE Series Cooling with Electric Heat

Models ending in 'K' are 230/208V, models ending in 'R' are 265V

Model	HEAT PUMPS						ELECTRIC HEAT		
	PZH07K	PZH09K	PZH09R	PZH12K	PZH12R	PZH15K	PZE09K	PZE12K	
<b>PERFORMANCE DATA:</b>									
Cooling	Btu	7700/7600	9000/8800	9000	12000/11800	12000	14500/14200	9000/8800	12000/11800
Cooling Watts		640/620	800/770	800	1120/1120	1120	1480/1460	800/770	1120/1120
Energy Efficiency Ratio	EER	12.0/12.2	11.3/11.4	11.3	10.7/10.5	10.7	9.8/9.7	11.3/11.4	10.7/10.5
Reverse Heating	Btu	6300/6100	8100/7900	8100	10700/10500	10700	13300/13000	—	—
Heating Watts		540/530	720/770	720	1010/990	1010	1300/1270	—	—
COP		3.4/3.4	3.3/3.3	3.3	3.1/3.1	3.1	3.0/3.0	—	—
Moisture Removal	Pts./Hr.	1.7	2.2	2.2	2.7	2.7	3.2	2.2	2.7
Sensible Heat Ratio		0.84	0.81	0.81	0.67	0.67	0.65	0.81	0.67
<b>ELECTRICAL DATA:</b>									
Voltage (1 PHASE, 60 Hz)		230/208	230/208	265	230/208	265	230/208	230/208	230/208
Current	Amps	2.8/3.0	3.7/3.9	3.7	5.1/5.3	4.8	6.7/7.5	3.7/3.9	5.1/5.3
Reverse Heat	Amps	2.4/2.5	3.4/3.8	3.4	4.5/4.7	4.5	5.8/6.2	—	—
Power Factor		0.97	0.99	0.99	0.99	0.99	0.98	0.99	0.99
Compressor LRA		19.0	18.5	19.0	27.0	23.0	36.0	17.0	27.0
Compressor RLA		2.8	3.6	3.2	5.0	4.3	6.5	3.7	5.0
Outdoor Fan Motor	HP.	0.024	0.029	0.029	0.031	0.031	0.031	0.029	0.031
<b>AIRFLOW DATA:</b>									
Indoor CFM, HIGH		345/315	360/345	360	360/350	360	420/390	360/345	360/350
Indoor CFM, MED		320/290	330/305	330	330/310	330	410/380	330/305	330/310
Indoor CFM, LOW		295/265	300/270	300	310/280	310	380/350	300/270	310/280
Vent CFM		75	75	75	75	75	75	75	75
<b>PHYSICAL DATA:</b>									
Sleeve Dimensions H x W x D		16"x 42"x 13 3/4" (all models)						16"x 42"x 13 3/4"	
Dimensions with front H x W x D		16"x 42"x 21 1/2" (all models)						16"x 42"x 21 1/2"	
Cut Out Dimensions H x W		16 1/4"x 42 1/4" (all models)						16 1/4"x 42 1/4"	
Net Weight	Lbs.	108	113	113	118	118	121	111	116
Shipping Weight	Lbs.	128	133	133	138	138	141	131	136
R-410A Charge	Oz.	23.63	33.51	35.27	35.27	35.98	39.86	33.51	35.27
Dimensions with Packaging		19 3/4" x 23" x 43 1/2" (all models)						19 3/4" x 23" x 43 1/2"	

RECEPTACLES AND FUSE TYPES			
Voltage	230V		265V
Amps	20	30	20
Heater Size	3.0 kW	5.0 kW	3.0 kW
Receptacles			
NEMA# Receptacle	6-20R	6-30R	7-20R
NEMA# Plug	6-20P	6-30P	7-20P

Operating range 0°-115°F.

Due to continuing research in new energy-saving technology, specifications are subject to change without notice. Five-year warranty limited to installations in the United States, Puerto Rico, Mexico and Canada only. See warranty documentation for full details.



Friedrich Air Conditioning Co. | 10001 Reunion Place, Suite 500 | San Antonio, TX 78216 | 877.599.5665 | www.friedrich.com